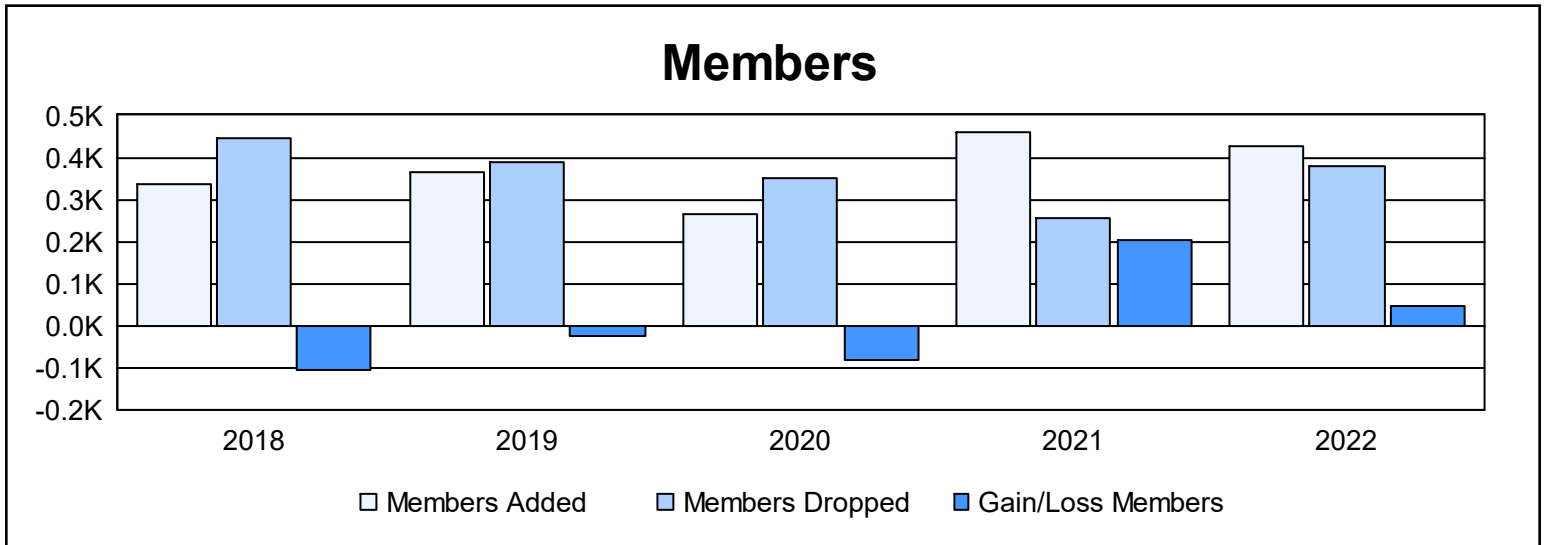
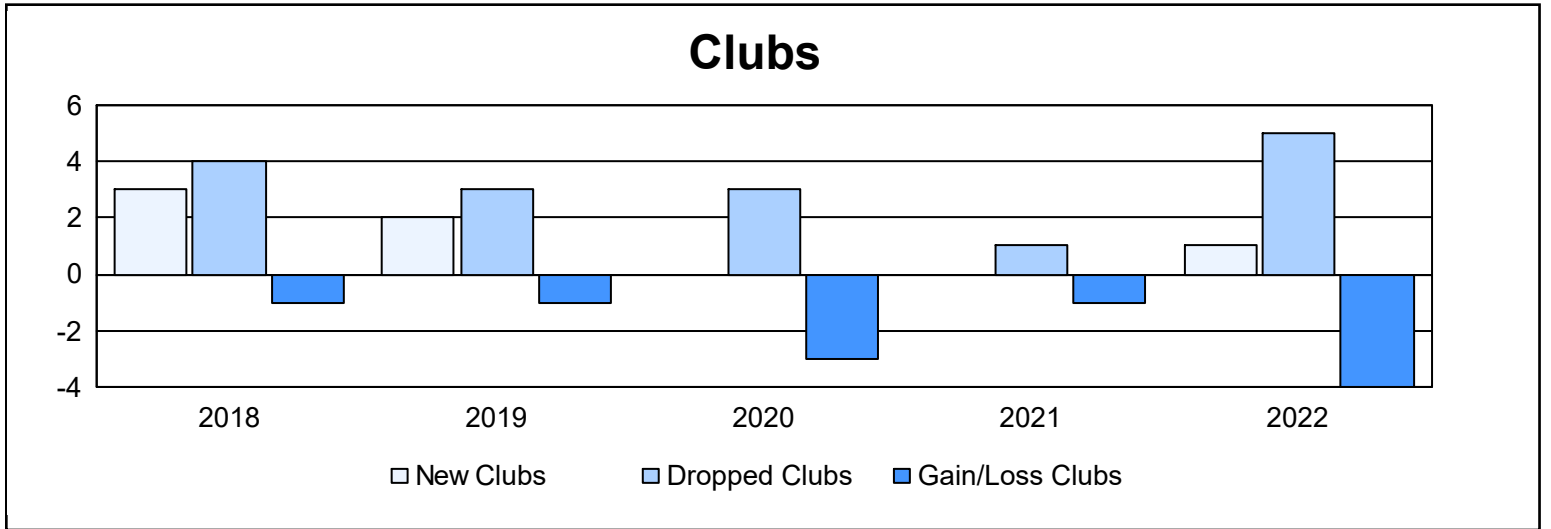
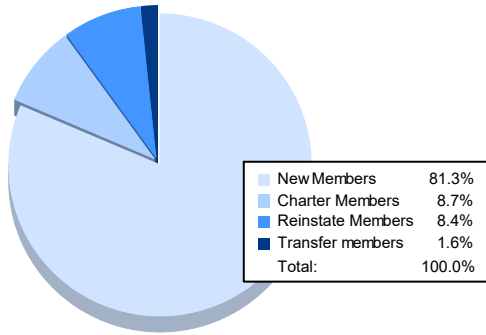


Year	New Clubs	Dropped Clubs	Gain/ Loss Clubs	New Members	Charter Members	Reinstate Members	Transfer Members	Total Member Added	Total Members Dropped	Gain/ Loss Members
2017-2018	3	4	-1	216	95	19	7	337	445	-108
2018-2019	2	3	-1	241	63	52	7	363	389	-26
2019-2020	0	3	-3	235	1	9	21	266	350	-84
2020-2021	0	1	-1	411	12	25	11	459	256	203
2021-2022	1	5	-4	347	37	36	7	427	380	47
<b>Average</b>	<b>1</b>	<b>3</b>	<b>-2</b>	<b>290</b>	<b>42</b>	<b>28</b>	<b>11</b>	<b>370</b>	<b>364</b>	<b>6</b>



### Membership Composition June 2022 Cumulative



### Gender Composition June 2022 Cumulative

